



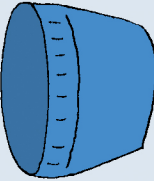
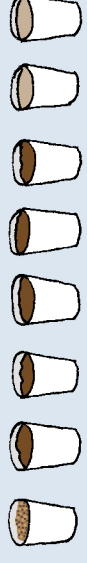


# How to make seed bombs

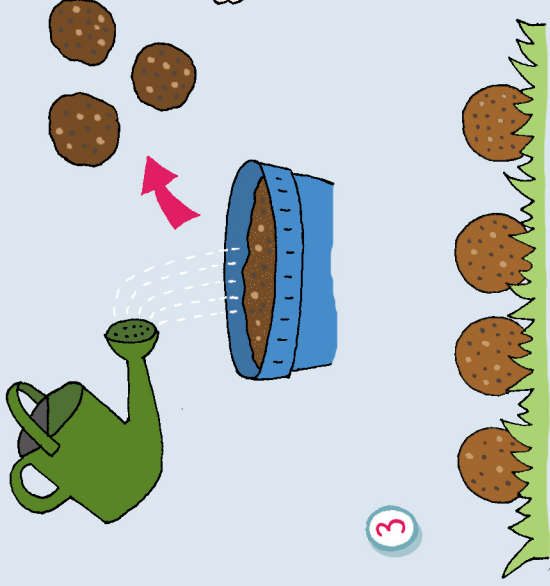
## You will need:

- Meadow flower seeds or seeds collected from the garden 
- Peat-free compost 
- Water 
- Powdered clay (from craft shops - use clay soil if you can't find any) 
- Mixing bowl 

**1** In a bowl, mix together 1 cup of seeds with 5 cups of compost and 2-3 cups of clay powder.



**2** Slowly mix in water with your hands until everything sticks together, then roll mixture into firm balls.



**4** Now for the fun bit - plant by throwing your seed bombs at bare parts of the garden!

