





How to make a journey stick

You will need

- Strong, sturdy stick 
- String (or double-sided tape) 
- Scissors (if using string) 
- Walking shoes 

Always respect wildlife.
NEVER pick wildflowers.



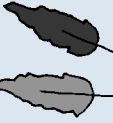
- 1 Go for a walk, taking your stick and string (or tape).



- 2 Pick up things that interest you on the way...



Leaves



Feathers



Petals



Twigs

Remember: always wash your hands thoroughly before eating or drinking.

- 3 Use your string (or tape) to attach them to your stick.



- 4 When you get home, you can use your stick to remember, and talk about, your journey.

