

Make a hedgehog feeding station



You will need:




- Medium-sized plastic storage box



- Stanley knife



- Electrical tape / masking tape



- A brick or heavy rock(s)

- Two shallow bowls

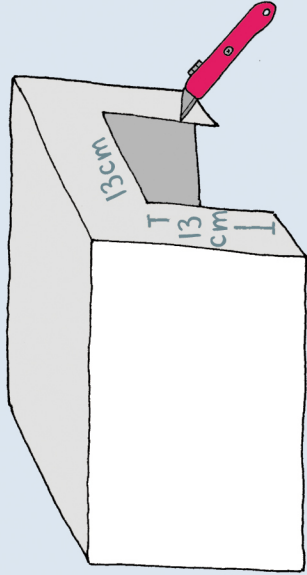


- High-quality hedgehog food or meaty pet food

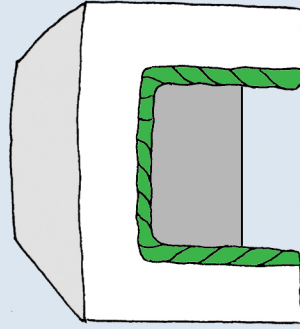


A feeding station is really easy to make and will allow visiting hedgehogs to feed safely away from other animals such as foxes or neighbourhood cats.

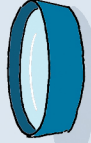
- 1 Cut an entrance into the plastic box.



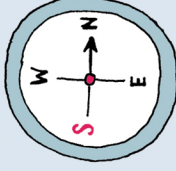
- 2 Protect sharp cut edges with the tape



- 3 Fill a bowl each with food and clean water and place in the box, tucking it near a hedge (with the entrance facing south if possible).



- 4 Add your brick or heavy rock on top of the box to prevent it from being knocked over.



Keep the box clean by replacing the food and water each night to prevent the spread of disease.

