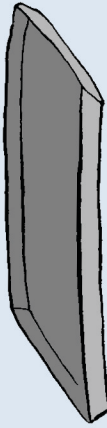


# How to make an animal footprint trap

You will need:

- old baking tray



- long ruler



- fine grain sand



- water



- low-sided dish



- meaty cat or dog food

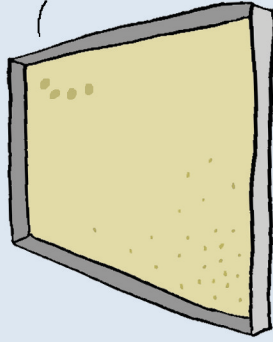


- footprint ID guide



1

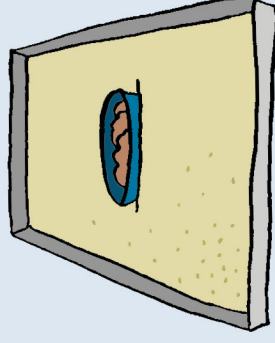
Fill an old baking tray with damp sand and smooth out the surface with a ruler.



Check to make sure your fingers leave a mark.

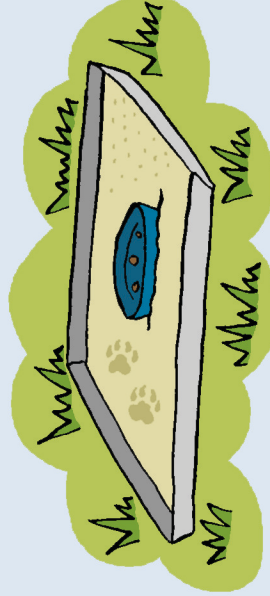
2

Place hedgehog food or meaty cat or dog food in a low-sided dish in the middle of the tray.



3

Leave the trap overnight in a garden and check in the morning for footprints left by curious visitors.



hedgehog



fox



cat



bird



squirrel