
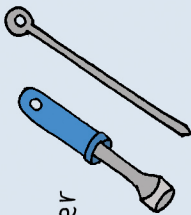



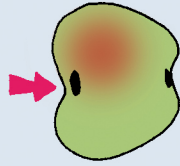


# How to make an apple bird feeder

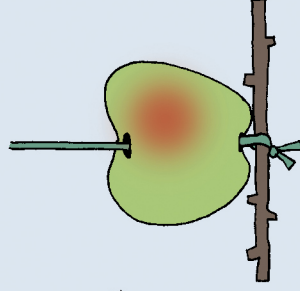
## You will need

- An apple 
- An apple corer or skewer 
- Sunflower seeds 
- String 
- A thin stick 


**1** Ask an adult to make a hole through the middle of the apple.



**2** Thread some string through the hole in the apple and tie in the bottom end to the stick.



**3** Push sunflower seeds into the apple until it looks like a little hedgehog.



**4** Tie the string to a tree branch and wait for the birds!

