

# Dolphin Defenders



# FUNDRAISING




# WELCOME TO DOLPHIN DEFENDERS' FUNDRAISING!

You can help WDC keep whales and dolphins safe and free by fundraising for us. Even small amounts of money soon add up to make a big difference to the lives of whales and dolphins. WDC is a charity, which means that we rely on supporters like you helping us raise the money we need to protect the whales and dolphins we all love. WDC wants to end captivity and whaling, prevent extinctions and create healthy ocean homes.

Use your time and talents to help us by fundraising at home, in school or with any club or group you belong to, such as Brownies or Cubs. We've included some ideas here to get you started and we'd love to help you - email Sharon and Stine (WDC's Events Team) on [events@whales.org](mailto:events@whales.org) or call 01249 449550. We can't wait to hear from you and will give you plenty of fundraising advice and encouragement.

## What happens to the money you raise?

It will be put to good use helping to fund our whale and dolphin protection projects around the world. This might be a project in South America to protect river dolphins from extinction, or help protect bottlenose dolphins in Scotland; to care for the ex-captive belugas living in our beluga whale sea sanctuary in Iceland, or supporting our campaign to save the new Zealand dolphin.



# FIN-TASTIC FUNDRAISING IDEAS

- 🐬 Do a sponsored activity such as a sponsored silence, book read, dance, swim, bike ride or walk.
- 🐬 Hold a cake sale or run a fundraising stall at your school fair. Make cakes and whale and dolphin crafts to sell. Organise games and challenges for the stall.
- 🐬 Donate your Birthday – ask friends to bring donations for WDC instead of birthday presents to your party.
- 🐬 Dress up for whales and dolphins at school or at Brownies, Scouts or any other club. Everyone brings £1 and, instead of the normal uniform, they wear their own clothes or fancy dress for the day or club session.
- 🐬 Create a coin whale or dolphin – everyone brings in loose change donations from home which you can use to create a coin outline of your favourite whale or dolphin on the floor at school or your club. If you have enough coins you can fill in your outline too.
- 🐬 Hold a raffle or sale - you can ask family and friends to donate prizes or things to sell and you can make something special to raffle such as a marine themed cake or a fabric whale.
- 🐬 ‘Guess the Dolphin’s Name’ game – everyone pays 50p to choose a name (so if you have 50 name choices at 50p each that’s £25 raised for WDC) and you can award a small prize to the winner. Name grids and instructions available from [events@whales.org](mailto:events@whales.org)
- 🐬 Collect loose change in a WDC coin box – to order your free box, please 01249 449 500 or email [events@whales.org](mailto:events@whales.org) Anyone visiting your house can put their spare coins into your box.

# BE INSPIRED!



**Make and sell whale and dolphin crafts**



**Coin collection**



**Bake sale**



**Sponsored activities**

**Click on each picture for ideas and inspiration!**

## **BIRTHDAY INVITATION**

Dear friend,  
For my birthday I have a little task,  
instead of gifts. I have decided to ask...  
Please can you bring a small donation  
for Whale and Dolphin Conservation?



**Donate your birthday**

# MAKE AND SELL CRAFTS

**Why not raise money by creating your own amazing whale and dolphin crafts to sell?**

Emily got her friends involved to make these wonderful whale and dolphin crafts to raise money for WDC!




**At Christmas, pom pom whales and felt belugas make fantastic Christmas tree decorations!**



# POM POM WHALE




**1** You will need: white wool, black wool, white felt, black felt, fabric scissors, double-sided tape, a pom pom maker (homemade or shop bought)



**2** Wrap white wool around the pom pom maker



**3** Keep going until the pom pom maker is full of white wool




**4** Cut through the wool all the way around the pom pom maker



**5** Cut a short piece of white wool



**6** Wrap the short piece of wool around the pom pom maker and tie it with a double knot



**7** Cut out shapes for the two pectoral fins, tail fluke and two eyes using the black and white felt



**8** Attach the eyes, fins and fluke using double-sided tape



**9** Stick double-sided tape to each end of a short piece of black wool, and stick this on to make the mouth



# FELT BELUGA



**1** You will need: beluga template, white felt, white wool, marker pen, stuffing, black wool, black felt, wool needle, paper scissors, fabric scissors, double sided tape



**2** Cut out the beluga template (printable beluga on the next page)



**3** Draw around the template on the white felt using the marker pen - you will need to draw two belugas



**4** Cut out the two beluga shapes from the white felt using fabric scissors



**5** Thread white wool on to the needle, place the two beluga shapes on top of each other and start sewing them together. Tie a knot to keep the wool in place.



**6** Stitch the two felt pieces together, working all around the edge. Stop when you get about half way around.



**7** Start adding stuffing, pushing it into the parts that you have already stitched together.

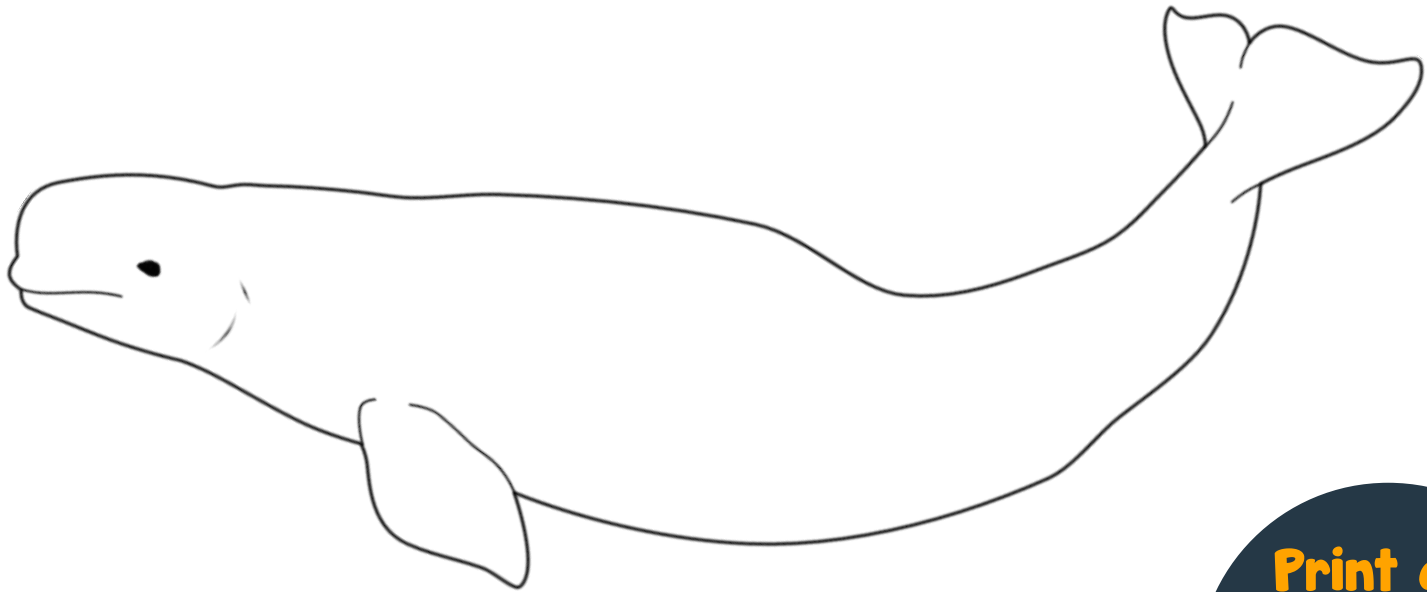


**8** As you add stuffing, keep sewing around the edge to keep it in place. When you get to the end, tie a knot.



**9** Cut a small circle of black felt a short length of black wool for the mouth. Stick them both on using double sided tape.

# FELT BELUGA



Print and  
cut out the  
beluga  
template



# POM POM NARWHAL



**1** You will need: white wool, light grey wool, dark grey wool, white felt, black felt, fabric scissors, double sided tape, a pom pom maker, a brown pipe cleaner and cream wool (optional).



**2** Wrap the dark and light grey wools around one side of the pipe cleaner at the same time, so they mix together.



**3** Wrap white wool around the other half of the pom pom maker.



You can add a small amount of light grey wool to this side too.



**4** Cut through the wool all the way around the pom pom maker.



**5** Wrap a short piece of wool around the pom pom maker and tie it with a double knot.



**6** Cut out two small circles from the black felt and two larger circles from the white felt. Stick them together and to the pom pom with double sided tape to make the eyes.




**7** Tie the end of the cream (or white) wool to the end of the pipe cleaner. Wrap the wool around the pipe cleaner along the whole length, then push the pipe cleaner into the pom pom to make the narwhal's tusk!

# POM POM ORCA



**1** You will need: white wool, black wool, pom pom maker, fabric scissors, googly eyes



**2** Open one side of the pom pom maker and wrap around a thick layer of white wool. This half will be the top of your orca.



**3** Wrap a few layers of white wool in a small section towards one end of the black wool. These will become the orca's white eye patches.



**5** Close the half of the pom pom maker that's full of wool, and open the other half. Start to wrap white wool around the empty half. Wrap this half in white wool until it is about three-quarters full.



**6** Wrap black wool over the white wool until this half of the pom pom maker is full.



**8**

Cut a piece of black wool around 20cm long. Use it to tie a double knot to hold the pom pom together. Pull the two halves of the pom pom maker apart to remove the pom pom.



**4**

Cut off the white wool, and use the black wool to wrap over the white. Fill the whole of this half of the pom pom maker with black wool.



**7**


Close the pom pom maker and use the fabric scissors to cut all around.



# DONATE YOUR BIRTHDAY

**Raise money to protect whales and dolphins by asking friends invited to your birthday party to donate money to WDC instead of bringing presents for you.**

It's really easy to set up a JustGiving page and help WDC give whales and dolphins the gift of freedom. Get in touch with Sharon and Stine by email at [events@whales.org](mailto:events@whales.org) to help you get started – they'll also send you a birthday card to help you celebrate!



You could also bake some whale or dolphin birthday cakes! Look at the **BAKE SALE** page for inspiration!

# DONATE YOUR BIRTHDAY

## BIRTHDAY INVITATION

Dear friend,  
For my birthday I have a little task,  
instead of gifts. I have decided to ask...  
Please can you bring a small donation  
for **Whale and Dolphin Conservation?**



**You can even print  
out our special  
invitations to give  
to your friends!**

# DONATE YOUR BIRTHDAY


You might even like to ask your family to adopt a whale or dolphin for you as a birthday present!

We will send you an adoption pack which includes a certificate and stickers plus you'd get **SPLASH!** magazine four times a year so you could learn even more about whales and dolphins.



# SPONSORED ACTIVITIES

Get sponsored for doing an activity to raise money for WDC  
Try a sponsored bike ride, walk, car wash or swim... or  
what about the hardest of them all - a sponsored silence.



You could even get sponsored for completing one of the activities in the **ACTION** part of your Dolphin Defenders Award, like a sponsored litter pick or a sponsored “no power hour”!

# SPONSORED SILENCE

**Sssshhh! Staying silent is harder than it sounds!**



**Remember  
a pen and  
notepad to  
write  
messages on!**

All you need to do is ask family and friends to sponsor you to stay quiet – email [events@whales.org](mailto:events@whales.org) for a sponsorship form and simply write down the names of the people who sponsor you. You can take part on your own or get your friends involved, or even ask your teacher if your whole class can take part in school.

Do you like hanging out, chatting, and having lots of fun with your friends? If the answer's yes then you are just like a dolphin! When they are not busy hunting, dolphins love to mess around, play and chat with their mates. But for captive whales and dolphins it's a much sadder story. They have to spend their days trapped in a small concrete tank forced to perform circus tricks to entertain us humans.

While you are being quiet, try to imagine what it's like for those dolphins who are taken away from their friends and families and unable to swim wild and free in the sea. The money you raise from your sponsored silence will help WDC end captivity and protect wild dolphins.


# SPONSORED WALK

## Walk for whales and dolphins!



Noah did a 7 mile sponsored walk for WDC, and felt on top of the world at the end!

Dylan the dog joined his best friend Ryan for 100-mile walkies for WDC! He really looked the part wearing his orca scarf!



Could you get sponsored for walking your dog?



# SPONSORED BIKE RIDE

**Pedal power!**



Brothers Jacob and Finley raised money to help whales and dolphins by doing a 100-mile sponsored bike ride for WDC!




# SWIM FOR WHALES AND DOLPHINS

**Make a big splash and raise money for whales and dolphins.**

Whales and dolphins live their whole lives in water and raising money by doing a sponsored swim is perfect – and it doesn't matter how far or fast you can swim. You can do your own sponsored swim or ask others to join you.

Choose your distance, set a date, and start fundraising - we can provide paper sponsorship forms or you can set up a JustGiving page. Get in touch with Sharon and Stine by email at [events@whales.org](mailto:events@whales.org) to start making a splash!



# BAKE SALE

**Who doesn't love a tasty home-baked cake or cookie?**

**Sell your tasty bakes to family and friends, or perhaps hold a WDC bake sale with friends at school!**



Take a look at the photos on the next page for more baking inspiration, and get in touch with Sharon and Stine at [events@whales.org](mailto:events@whales.org) for help.



# COIN COLLECTION

**Save your loose change and get your friends and family to help too!**



Email [info@whales.org](mailto:info@whales.org) or call 01249 449500 for your free coin collection box. Fill up a WDC coin box, then count all the coins and send a cheque for the amount you collected to the address on the box.

Or get creative like these Brownies did! Instead of just filling up a box, draw a whale or dolphin and collect coins until the outline is full!



# HOW TO SEND THE MONEY YOU'VE RAISED TO WDC



Ask an adult to send a cheque to “Whale and Dolphin Conservation” for the money you’ve raised to:

**WDC Events Team,  
Freepost (SCE14478),  
Chippenham,  
SN15 1ZY.**

Don’t forget to include a note telling us who you are and how you raised the money.

If you’re doing a sponsored activity, you might like to ask an adult to help set up a JustGiving page. Please email [events@whales.org](mailto:events@whales.org) if you need any help or support with your fundraising activities.

We would also love to receive photos of you doing what you did to help protect whales and dolphins.